


# Horse Sales



## Western Bloodstock

- Past 17 years
- 194 sale sessions
- 22,664 cutting horses





# Horse Sales

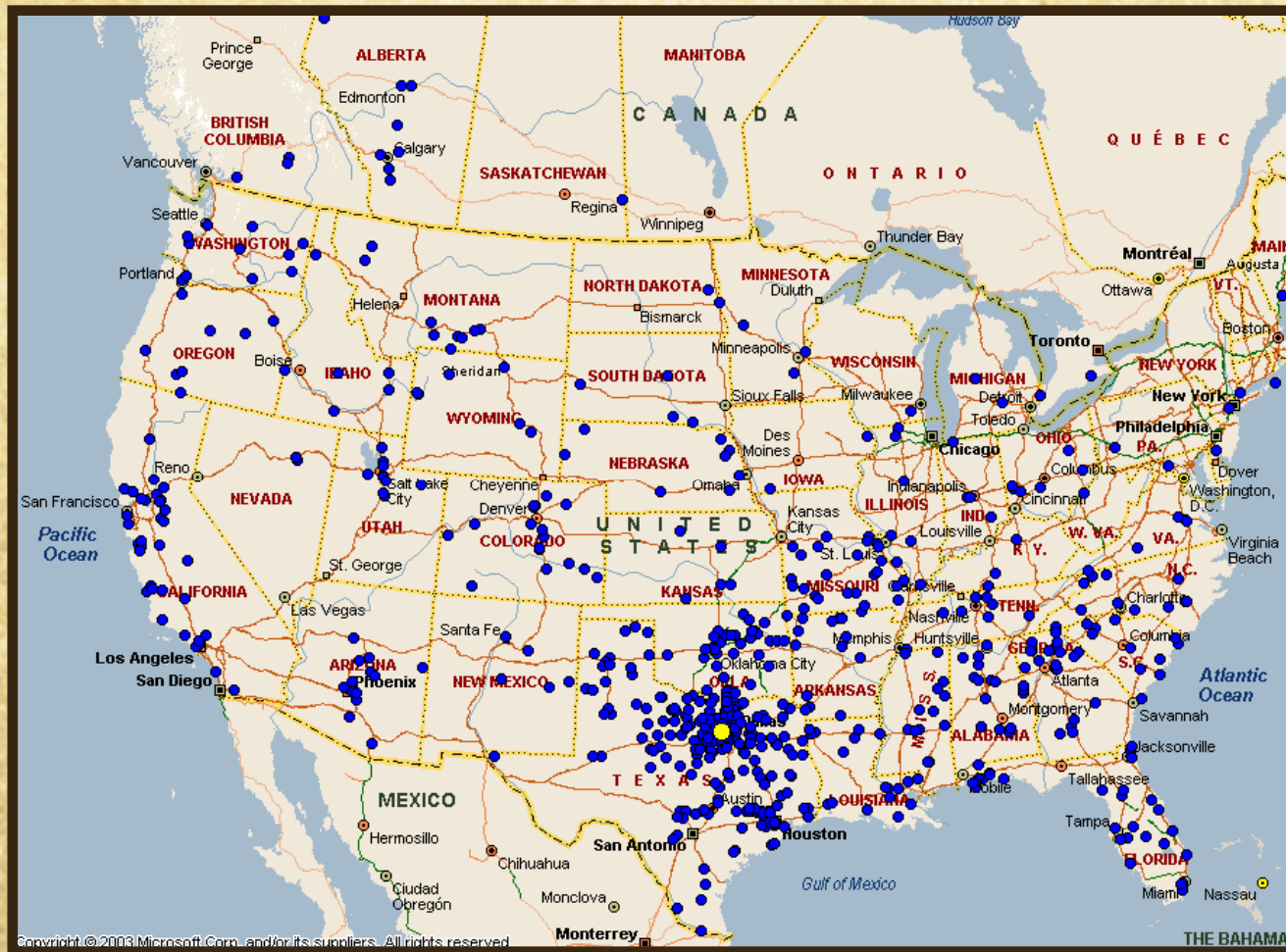
## 2009 Sales



2009 Sales	Head Sold	Avg. Paid	Gross Sales
NCHA Super Stakes	155	\$11,004	\$1,705,600
NCHA Summer Spectacular	217	\$10,225	\$2,218,800
NCHA Futurity	778	\$13,260	\$10,316,200
Total	1150	\$12,383	\$14,240,600



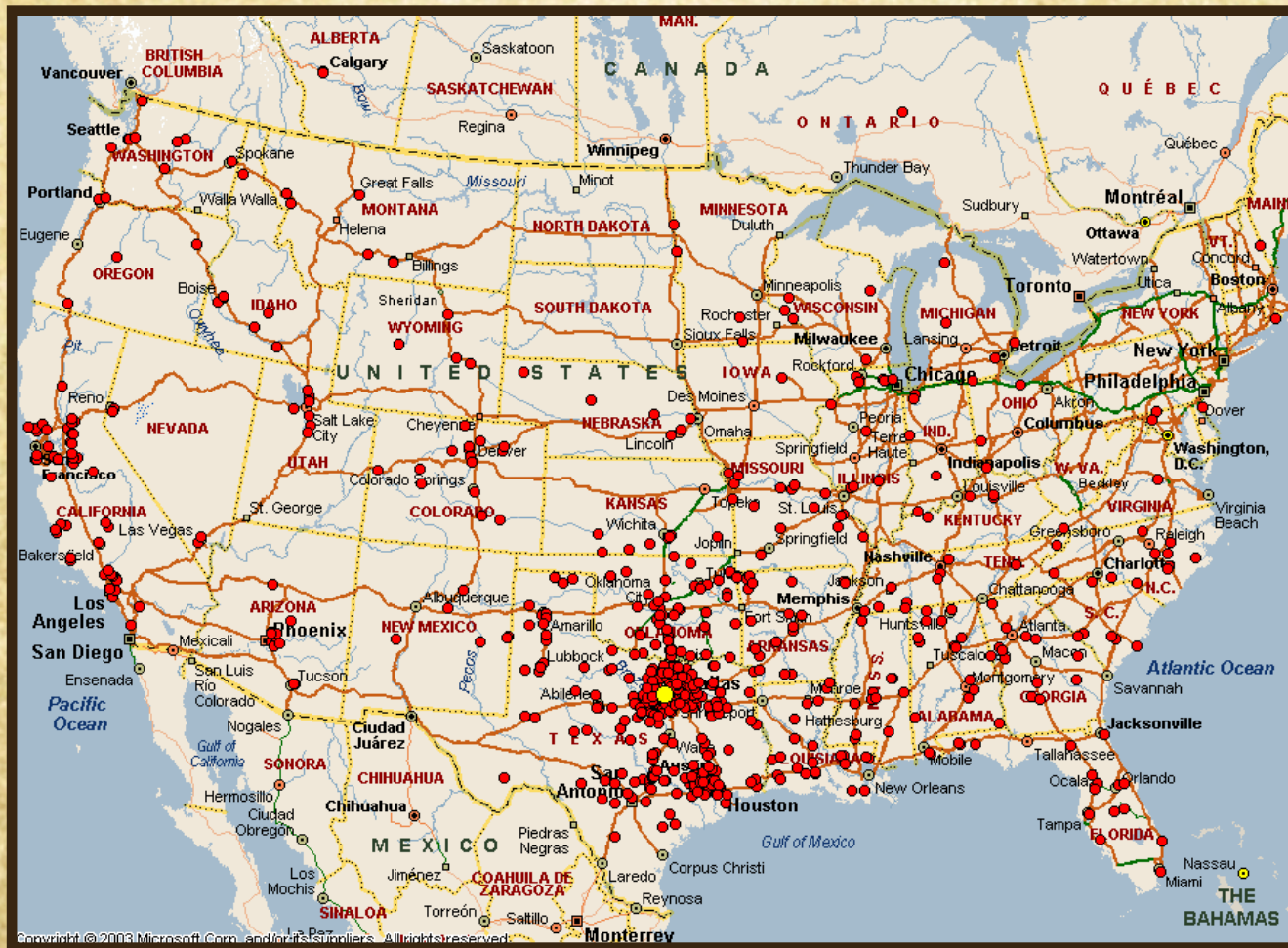
## 2009 Western Bloodstock Buyers (1,559)



● Western Bloodstock Auction



## 2009 Western Bloodstock Consignors (864)



 Western Bloodstock Auction



## Ten-Year Average Recap for the Futurity Sales

	2000	2001	2002	2003	2004	2005	2006	2007	2008	2009
<b>Lots Offered</b>	930	765	1364	1268	1434	1315	1125	1250	1440	974
<b>Lots Sold</b>	770	613	1050	963	1086	1017	940	1029	1120	778
<b>Completed Sales</b>	82%	80%	77%	75%	75%	77%	84%	82%	77%	80%
<b>Actual Average</b>	\$15,300	\$21,343	\$14,813	\$17,130	\$18,030	\$17,490	\$21,370	\$21,082	\$13,688	\$13,260
<b>Top 10 Average</b>	\$239,500	\$343,600	\$207,200	\$235,700	\$277,000	\$207,700	\$267,000	\$336,500	\$200,000	\$110,100
<b>Top 20 Average</b>	\$156,000	\$222,250	\$147,300	\$171,950	\$194,550	\$150,900	\$195,450	\$238,850	\$149,700	\$88,050
<b>Top 100 Average</b>	\$61,000	\$77,098	\$66,595	\$74,842	\$78,850	\$69,155	\$88,740	\$94,590	\$66,035	\$46,450
<b>Top 200 Average</b>	\$40,000	\$49,165	\$45,699	\$50,961	\$55,732	\$48,950	\$60,845	\$64,160	\$44,845	\$33,331